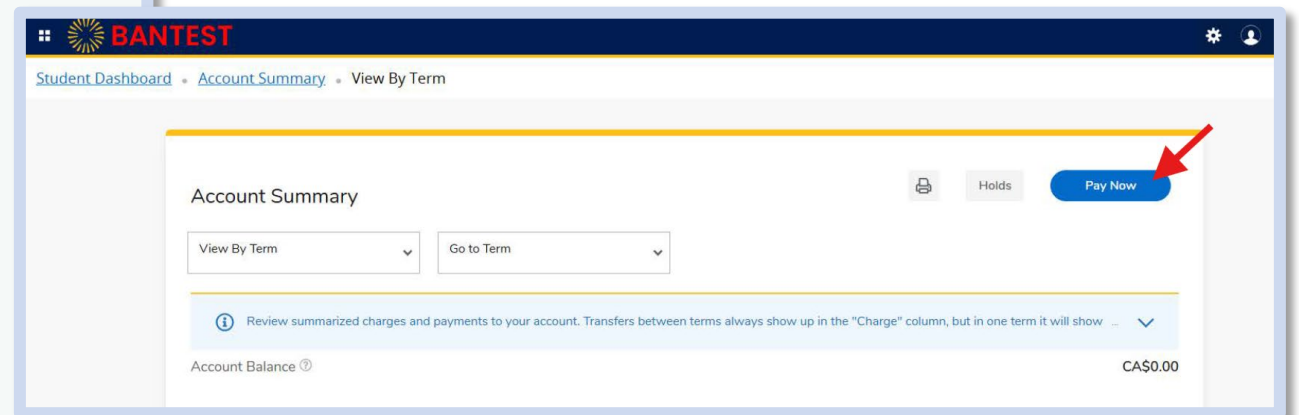
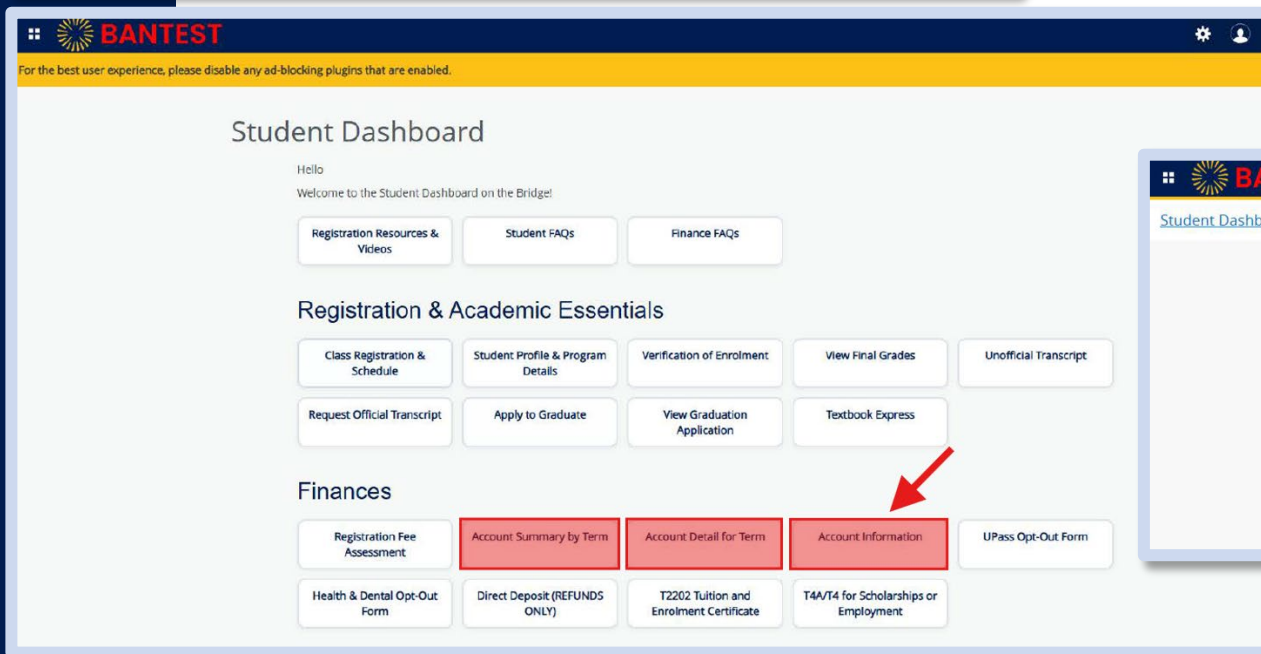


✓ Log into your **Bridge** student account by selecting the **“Students”** tile

✓ From the dashboard, choose **“Account Summary by Term”**, **“Account Detail for Term”**, or **“Account Information”**

✓ Select the **“Pay Now”** button to be redirected to PayMyTuition and initiate your payment.



**Payment Center** | Payment History

**Announcements**

This portal enables you to make payments, setup recurring payments, view balances and bills as well as manage tuition payment plans.  
 REMINDER: Spring Semester 2025 semester bills are due on January 15th.

[ENROLL IN PAYMENT PLAN](#) [MAKE PAYMENT](#)

**Account Information**

**Make a pre-payment**

Details	Amount (\$)
Summer 2025	\$0.00

[VIEW STATEMENTS](#)

**Term Balances**

Description	Amount (\$)
Spring Semester 2025	\$ 2,969.00
Fall Semester 2024	\$ 4,519.25
Summer Semester 2024	\$ 789.00
<b>TOTAL STUDENT ACCOUNT BALANCE / OUTSTANDING CHARGES</b>	<b>\$ 8,277.25</b>

✓ Within the PayMyTuition Payment Center, you can view your Account Information and Term Balances.

✓ To initiate the online payment process, select the **MAKE PAYMENT** button.

**PAYMENT CENTER** | STATEMENTS | REFUNDS | E-DOCUMENTS | CREATE PROFILE

**Payment Center** | Payment History

**Make a pre-payment**

Details	Amount (\$)
<input type="checkbox"/> Summer 2025	0.00

**Term Balances**

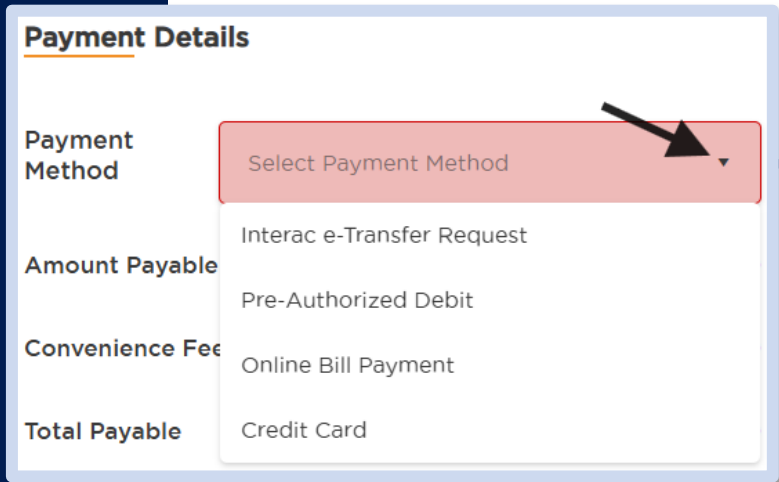
Description	Amount (\$)
<input checked="" type="checkbox"/> Spring Semester 2025	2,969.00
<input type="checkbox"/> Fall Semester 2024	4,519.25
<input type="checkbox"/> Summer Semester 2024	789.00
<b>TOTAL PAYMENT</b>	<b>\$ 2,969.00</b>

[GO BACK](#) [PAY NOW](#)

✓ Select your payment option by selecting on the respective checkbox, whether you are looking to make a pre-payment towards a term, or you are looking to make a payment towards a term balance.

You can edit the payment amount within the Amount(\$) field.

✓ Select **PAY NOW** to proceed.



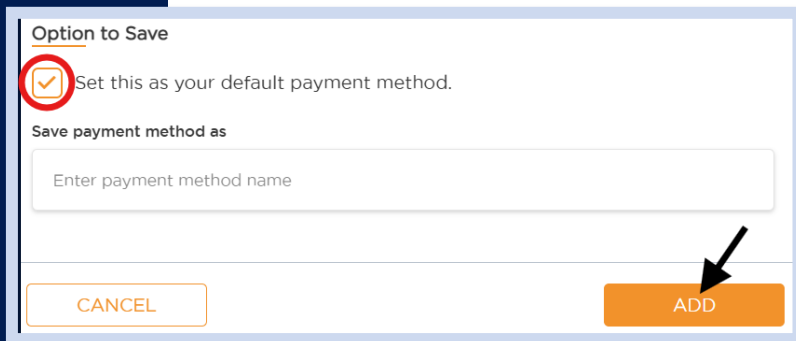
The screenshot shows a form titled "Payment Details". It has four rows: "Payment Method", "Amount Payable", "Convenience Fee", and "Total Payable". The "Payment Method" dropdown menu is open, showing options: "Select Payment Method", "Interac e-Transfer Request", "Pre-Authorized Debit", "Online Bill Payment", and "Credit Card". A black arrow points to the dropdown arrow icon. A blue dashed arrow points from the dropdown menu to the right.

✔ **Students paying from a domestic bank, institution, or card:**

Payment options include:

- Credit Cards, including VISA/MasterCard Debit cards (2.5% non-refundable convenience fee will apply)
- Interac e-Transfer (1-2 business days to process)
- Online Bill Payment (1-2 business days to process)

✔ Use the drop-down menu to select your preferred Payment Method.





The screenshot shows a dialog box titled "Option to Save". It has a checkbox labeled "Set this as your default payment method." which is checked and circled in red. Below it is a text input field labeled "Save payment method as" with the placeholder text "Enter payment method name". At the bottom are two buttons: "CANCEL" and "ADD". A black arrow points to the "ADD" button. A blue dashed arrow points from the dialog box to the right.

✔ Prior to selecting the **ADD** button, you can select the option to set this as your default payment method for future payments.

**Payment Options**

Active Payment Options

 Chase Credit Card 

ADD NEW

NEXT

1 Payment Information 2 Confirm & pay

**Payment Information**

You will send 1,000.00 USD Institution will receive 1,000.00 USD Country United States

Payment Detail(s) Details

You selected Visa

**Payer Information**

Name Carla Alegre Email carla.alegre@paymytuition.com Phone number






Address 1 18 Wynford Drive Unit 401 City Toronto Province/State Ontario

Postal/ZIP Code M3C 3S2 Country Canada

**Student Information**




Name Email Student ID S00651198

PREVIOUS PAY NOW

 PAYMENT CENTER  STATEMENTS  REFUNDS  E-DOCUMENTS  CREATE PROFILE

**Payment Status**

Amount Paid USD 446.25

 You  PayMyTuition  Your institution

DOWNLOAD PAYMENT RECEIPT

Notifications

- ✔ If you select **Credit Card** as your **Payment Method**, you will need to provide your Credit Card Details in the pop-up form. Prior to selecting the **ADD** button, you can select the option to set this as your default payment method for future payments.
- ✔ Within the **Active Payment Options**, select your ACH or Credit Card account and select **NEXT**.
- ✔ If you already have a Preferred Payment Option saved and auto-selected, simply select **NEXT**.
- ✔ Review your payment details within the **Confirm & pay** page and select **PAY NOW** to process your payment in real-time. Your student account will reflect the successful payment immediately.
- ✔ Once your payment is completed, the final screen will provide your receipt as proof of payment. You can select to **DOWNLOAD PAYMENT RECEIPT** for your records.

**Payment Details**

Payment Method: Online Bill Payment

Amount Payable: \$ 125.00

Convenience Fee: \$ 0.00

Total Payable: \$ 125.00

**Description of Payment Methods**

Online Bill Payment

- ✔ If you select **Online Bill Payment** as your **Payment Method**, you will need to click **NEXT** at the bottom of the page.
- ✔ Review the Confirm & pay page for accuracy and click **PAY NOW**.

**PAYMENT CENTER** | STATEMENTS | REFUNDS | E-DOCUMENTS | CREATE PROFILE

**Payment Status**

Amount Pending: CAD 125.00

You — PayMyTuition — Your institution

Click the **Download Instructions** button below to view or download your payment instructions.

Please follow the instructions provided. You must effect payment before **November 26, 2025** or your payment will be automatically cancelled.

**DOWNLOAD INSTRUCTIONS**

- ✔ Select **DOWNLOAD INSTRUCTIONS** to obtain instructions on how to complete your payment.

**Payment Details**

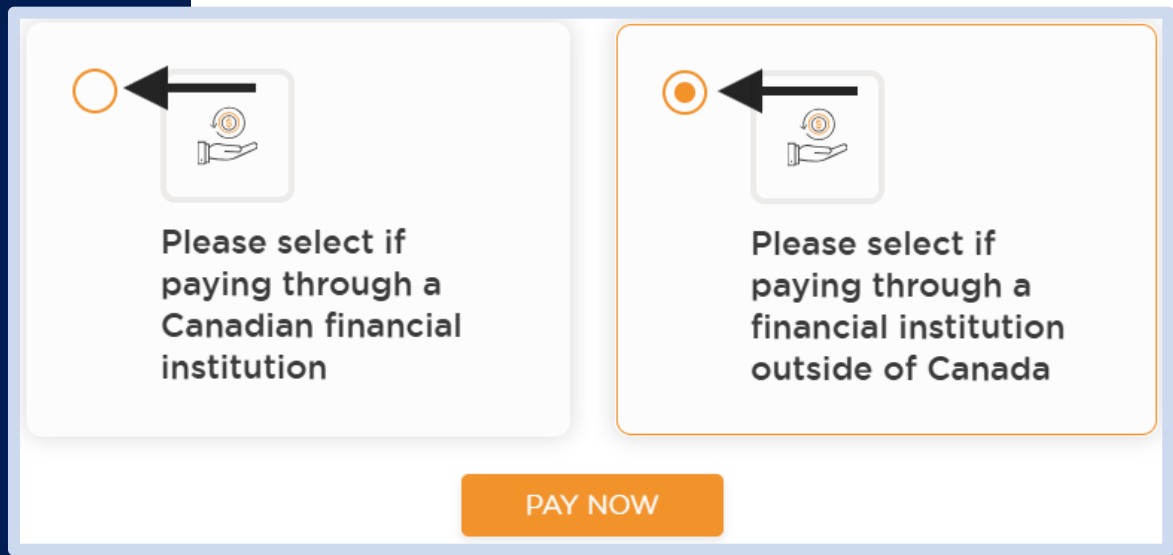
Payment Method: Interac e-Transfer Request

Amount Payable: \$ 125.00

**Description of Payment Methods**

Interac e-Transfer

- ✔ If you select **Interac e-Transfer Request** as your **Payment Method**, you will need to click **NEXT** at the bottom of the page.
- ✔ Review the Confirm & pay page for accuracy and click **PAY NOW**.
- ✔ Select **DOWNLOAD INSTRUCTIONS** to obtain instructions on next steps. You will receive an email from Interac directly to fund your payment.  
**NOTE: The Interac notification may take up to two hours to be delivered to your Inbox.**



The image shows a payment selection interface. It consists of two side-by-side boxes, each with a radio button and a left-pointing arrow. The left box has an unselected radio button and contains the text 'Please select if paying through a Canadian financial institution'. The right box has a selected radio button (indicated by a dot) and contains the text 'Please select if paying through a financial institution outside of Canada'. Below these two boxes is an orange button labeled 'PAY NOW'. A dashed arrow points from the right box towards the right side of the image.

☐ Please select if paying through a Canadian financial institution

☒ Please select if paying through a financial institution outside of Canada

**PAY NOW**

- ✔ International students will follow the initial steps in this guide to begin their payment process.
- ✔ However, international payers will be given the option to pay from a domestic bank, institution, or card, or from an international bank, institution, or card. Ensure you are making the right selection according to your source of funds.
- ✔ Once you have selected your desired currency, if applicable, select the **PAY NOW** button.

1 Select Plan — 2 Schedule — 3 **Payment Information** — 4 Payer Information — 5 Student Information — 6 Agreement

**What country are you paying from?**

United Kingdom

**Make a payment**

In USD, The amount you will be paying to Salt Lake Community College

35.00

- ✓ Pay your fees from any country, at any bank, in any currency!
- ✓ Don't overpay your bank on currency exchange. PayMyTuition will save you money!
- ✓ Track your payments from start to finish using PayMyTuition's student payment dashboard.
- ✓ Multilingual customer support to help you when you need us.

- ✓ **Students paying from an international bank, institution, or card:**

Payment options include Bank Transfers, Debit and Credit Cards, and e-Wallets.

- ✓ **What country are you paying from?** You will need to search for the country you are paying from using the drop-down menu.

- ✓ The **Make a payment** section will auto-populate the payment amount due for enrollment according to the calculations detailed in Step 2: Schedule.

**Payment Options**

- ☒ **Bank Transfer in British Pound (GBP)**  
292.00 GBP
- ☐ Trustly Bank Transfer in British Pound (GBP)  
292.00 GBP
- ☐ Visa - Debit or Credit in GBP  
298.00 GBP
- ☐ Mastercard - Debit or Credit in GBP  
298.00 GBP
- ☐ PayPal  
303.00 GBP
- ☐ Pay in another currency

**Bank Transfer**

**1. Bank transfer instructions**

MTFX will provide you with instructions to pay 292.00 GBP to our tuition collections account.

**2. Fund your transaction**

Please make the transfer within **48 hours** via online banking or by visiting your bank in person.

**3. Track & confirm your payment**

MTFX will send you a confirmation upon receipt of your funds and once your payment has been processed by your school. This can take up to **72 hours** to complete.

**NEXT**

- ✓ **Payment Options** requires you to select your preferred method of payment.

- ✓ Once selected, select **NEXT**.

1 Select Plan   2 Schedule   3 Payment Information   4 **Payer Information**   5 Student Information

**We require the following information to process your payment**

Email address

Who will be making this payment?

☒ Student   ☐ Someone else

- Students or payers paying from an international bank, institution, or card, will need to review information populated in the **Payer Information** section.

First Name: Jane

Last Name: Doe

Address 1: 1172 E Emerson Ave

Address 2:

Country: United Kingdom

Province/State:

City: Salt Lake City

Postal/ZIP Code: 84105-2528

Phone Number: 8014845622

- This section will auto-populate your email address, residential address, and phone number according to the information on your student profile.

**Identification of Student**

Identification type:

Expiration date:

Identification number:

Please upload student identification

Drag and drop files here to upload

Only JPG, JPEG, PNG and PDF files can be uploaded.

**BROWSE**

- Identification of Student** requires government-issued ID information and a copy of the respective government-issued ID for the student (or the payer if the payer is different than the student) to ensure there is no AML risk with your payment to SLCC.

- Select **NEXT** at the bottom of the page to proceed.



**Student information**

Student ID  
S00002606

Email address

First name  
Jane

Last name  
Doe

Payment information\*

PREVIOUS

NEXT

✓ The **student information** section will default according to the information on your student profile.

✓ Select **NEXT**.

1 Payment Information 2 Payer Information 3 Student Information 4 Confirm & pay

**Payment Information**

You will send  
76.00 GBP

Institution will receive  
100.00 USD

Country  
United Kingdom

Payment Detail(s)  
[Details](#)

You selected  
Bank Transfer in British Pound (GBP)

**Payer information**

Name  
Maliviwe Welcome Mazeke

Email  
mmazeke@bruinmail.slcc.edu

Phone number  
8019574528

Address 1  
4540 Knightsbridge Rd

City  
Taylorsville

Province/State  
ON

Postal/ZIP Code  
84119-6034

Country  
United Kingdom

**Student information**

Name  
Maliviwe Welcome Mazeke

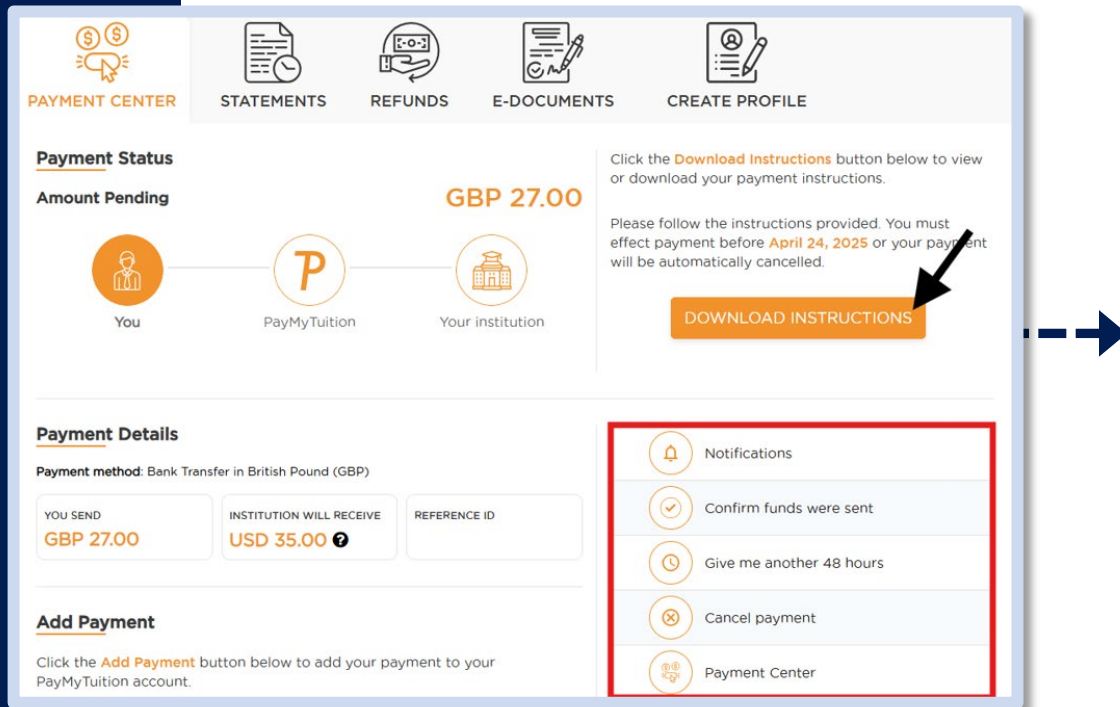
Email  
mmazeke@bruinmail.slcc.edu

Student ID  
S00651198

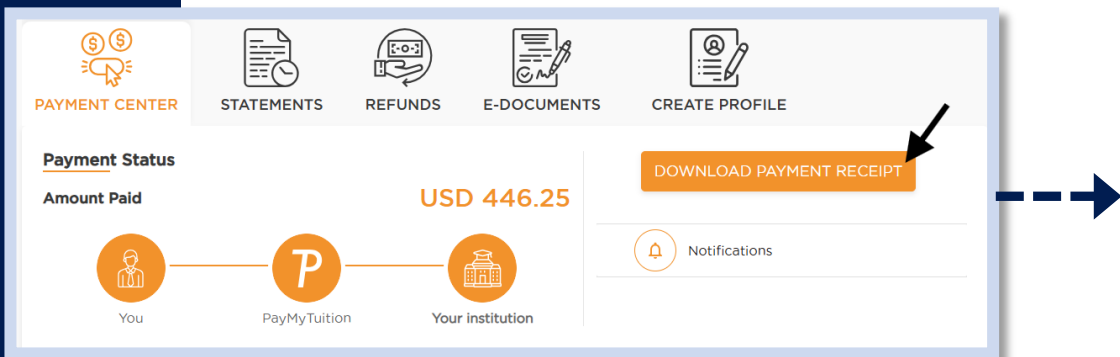
PREVIOUS

PAY NOW

✓ Review your payment details within the **Confirm & pay** page and select **PAY NOW** to create your transaction.



- ✔ You will be taken to your Payment Center tracking dashboard.
- ✔ This dashboard allows you to view Payment Details, manage your transaction by adjusting Notifications, Confirming funds were sent, requesting an additional 48 hours on your rate, cancelling your payment, or accessing your Payment Center.
- ✔ You will need to action on the **DOWNLOAD INSTRUCTIONS** button (for Bank Transfers) or the **PAY NOW** button (for Credit Card or e-Wallets) to retrieve payment instructions and complete your payment.
- ✔ Once your payment is processed successfully, you will be enrolled in the Tuition Payment Plan.



**Note: When paying from an international bank, institution, or card, payments may take 1 – 5 business days to process. The balance on your student account will update to reflect completed payments as soon as they are processed.**

**PayMyTuition will notify you via email with updates regarding your payment process, and lastly once the payment is complete with instructions to retrieve your payment receipt. Your payment receipt is accessible within your PayMyTuition Payment Center.**