

# Program Overview

Computer science in Canada

Emsi Q1 2022 Data Set

May 2022

4401 University Dr West

# Target Occupations

<p>602,242</p> <p>Jobs (2020)</p>	<p>+17.4%</p> <p>% Change (2020-2022)</p>	<p>\$42.78/hr</p> <p>\$89.0K/yr</p> <p>Median Wages</p>
-----------------------------------	---	---

Occupation	2020 Jobs	Median Wages	Growth (2020 - 2022)
Information systems analysts and consultants	182,354	\$42.18/hr	+19.49%
Computer programmers and interactive media developers	153,676	\$40.84/hr	+17.06%
Computer and information systems managers	71,159	\$55.48/hr	+8.94%
Software engineers and designers	55,394	\$49.84/hr	+29.79%
Computer network technicians	53,836	\$32.83/hr	+9.26%
Database analysts and data administrators	40,947	\$39.20/hr	+26.65%
Web designers and developers	23,017	\$30.68/hr	+10.94%
Computer engineers (except software engineers and designers)	21,860	\$45.98/hr	+8.46%

# Growth

602,242

2020 Jobs

707,120

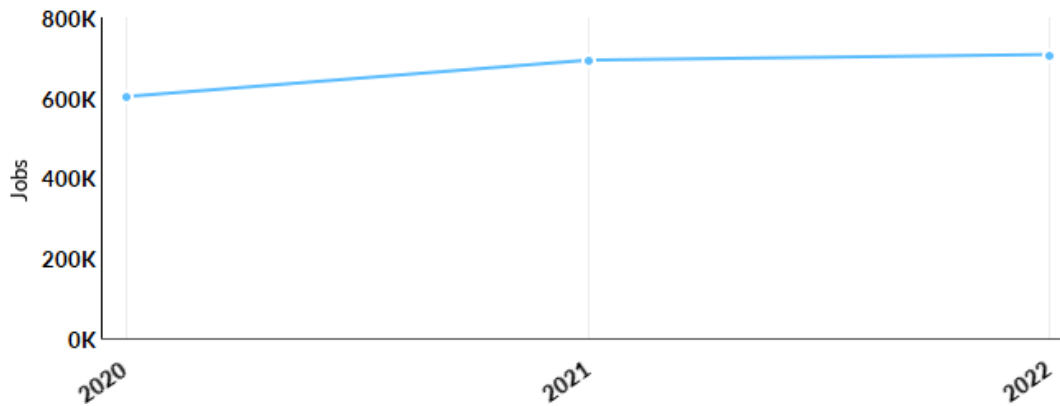
2022 Jobs

104,878

Change (2020-2022)

17.4%

% Change (2020-2022)



Occupation	2020 Jobs	2022 Jobs	Change	% Change
Computer and information systems managers (0213)	71,159	77,521	6,362	9%
Computer engineers (except software engineers and designers) (2147)	21,860	23,709	1,849	8%
Information systems analysts and consultants (2171)	182,354	217,890	35,536	19%
Database analysts and data administrators (2172)	40,947	51,861	10,914	27%
Software engineers and designers (2173)	55,394	71,894	16,500	30%
Computer programmers and interactive media developers (2174)	153,676	179,887	26,211	17%
Web designers and developers (2175)	23,017	25,536	2,519	11%
Computer network technicians (2281)	53,836	58,823	4,987	9%

## Percentile Wages

\$32.99/hr

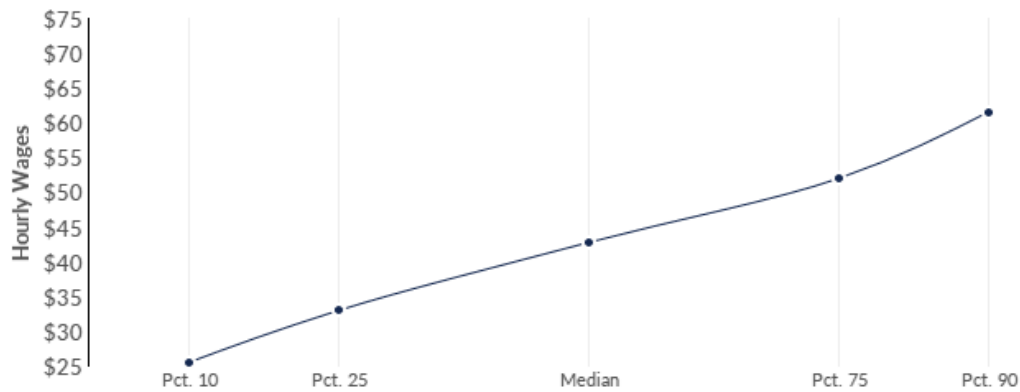
25th Percentile Wages

\$42.78/hr

Median Wages

\$52.00/hr

75th Percentile Wages



Occupation	25th Percentile Wages	Median Wages	75th Percentile Wages
Computer and information systems managers (0213)	\$45.59	\$55.48	\$66.69
Computer engineers (except software engineers and designers) (2147)	\$38.05	\$45.98	\$54.48
Information systems analysts and consultants (2171)	\$31.97	\$42.18	\$50.98
Database analysts and data administrators (2172)	\$29.60	\$39.20	\$48.09
Software engineers and designers (2173)	\$38.21	\$49.84	\$60.25
Computer programmers and interactive media developers (2174)	\$30.93	\$40.84	\$49.71
Web designers and developers (2175)	\$23.89	\$30.68	\$39.90
Computer network technicians (2281)	\$25.12	\$32.83	\$41.22

## Growth for Target Occupations

602,242

2020 Jobs

707,120

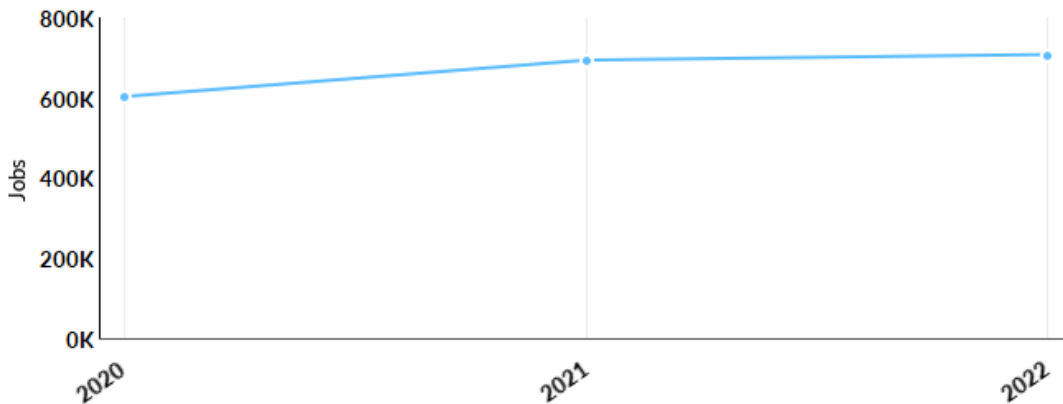
2022 Jobs

104,878

Change (2020-2022)

17.4%

% Change (2020-2022)



Occupation	2020 Jobs	2022 Jobs	Change	% Change
Computer and information systems managers (0213)	71,159	77,521	6,362	9%
Computer engineers (except software engineers and designers) (2147)	21,860	23,709	1,849	8%
Information systems analysts and consultants (2171)	182,354	217,890	35,536	19%
Database analysts and data administrators (2172)	40,947	51,861	10,914	27%
Software engineers and designers (2173)	55,394	71,894	16,500	30%
Computer programmers and interactive media developers (2174)	153,676	179,887	26,211	17%
Web designers and developers (2175)	23,017	25,536	2,519	11%
Computer network technicians (2281)	53,836	58,823	4,987	9%

# Percentile Wages for Target Occupations

\$32.99/hr

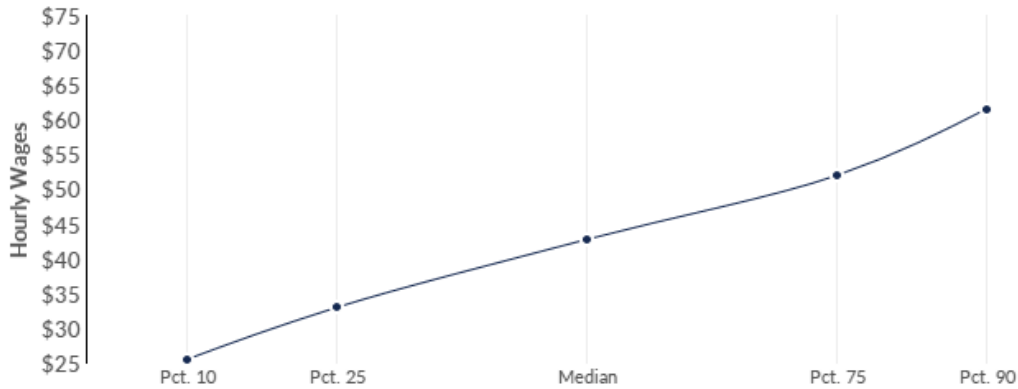
25th Percentile Wages

\$42.78/hr

Median Wages

\$52.00/hr

75th Percentile Wages



Occupation	25th Percentile Wages	Median Wages	75th Percentile Wages
Computer and information systems managers (0213)	\$45.59	\$55.48	\$66.69
Computer engineers (except software engineers and designers) (2147)	\$38.05	\$45.98	\$54.48
Information systems analysts and consultants (2171)	\$31.97	\$42.18	\$50.98
Database analysts and data administrators (2172)	\$29.60	\$39.20	\$48.09
Software engineers and designers (2173)	\$38.21	\$49.84	\$60.25
Computer programmers and interactive media developers (2174)	\$30.93	\$40.84	\$49.71
Web designers and developers (2175)	\$23.89	\$30.68	\$39.90
Computer network technicians (2281)	\$25.12	\$32.83	\$41.22