


Steps to register for access to online services

www.ab.bluecross.ca

Alberta Blue Cross strives to provide the best customer service and ensure that, as a plan member, you have full access to information about your benefits and claims whenever you want.

In addition to obtaining information through contacting our Customer Services contact centre, you also have the option to sign up for our member site. This allows you to submit claims and view your benefit information anywhere, anytime.



Follow these steps to gain access to this convenient online service:

1. Visit www.ab.bluecross.ca.
2. Click **"Sign in"** at the top of the page and choose **"Plan members"** from the drop-down. (Our member site works best on the most recent version of your Internet browser.)
3. Click **"Not registered yet?"**.
4. Enter your ID card information (last name, group or policy number and ID number), birth date and valid email address.
5. Create your login ID and password.
6. Choose four security questions and provide answers to them. These will be used to verify your identify if you forget your password or get locked out of your account.
7. To complete your registration, read and agree to the site terms of use. Then you can enter the site.

If you have more than one Alberta Blue Cross benefit plan, you can view all of your plans using your one login ID and password. To add additional plans to your profile, go to **"Manage multiple plans."**

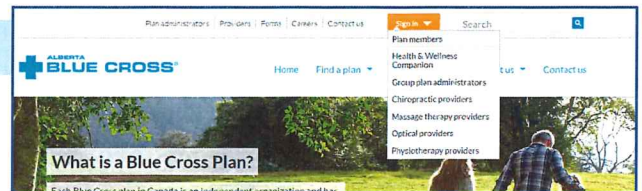
It's that easy!



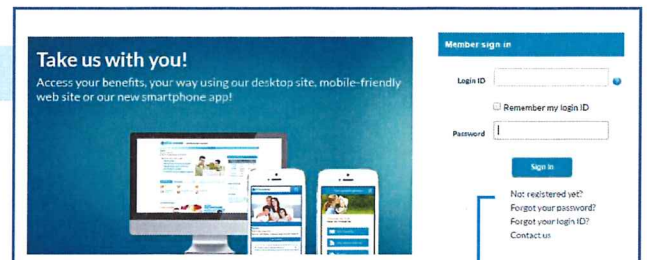
Did you know?

Our site is mobile-friendly, so you can register for access to the member services site while on the go!

2

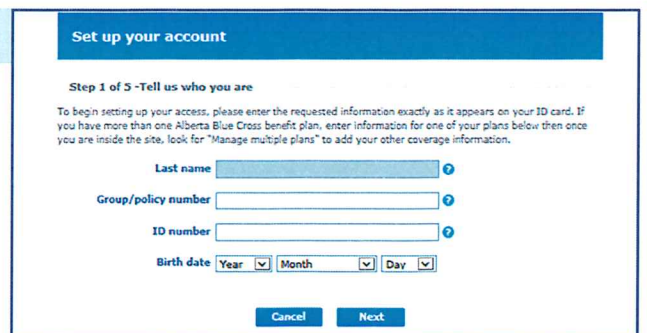


3



Not registered yet?

4



Having trouble entering the member site?

For assistance, please contact our Customer Services department toll free at 1-800-661-6995. Our office hours are Monday to Friday 8:30 a.m. to 5 p.m. (MT).